





PRE-TRIP



SAG Affidavit




CONAF



CONAF BUY YOUR TICKET HERE

- » To enter Chile, you must complete an **Affidavit** for the **Chilean Agricultural and Livestock Service (SAG)**, pointing out whether or not you are bringing in: animals, vegetables, products, parts or by-products of animal and/or vegetable origin. It can be completed online at www.ingresoachile.cl, or on paper forms available at entry points.
- » **Book formal and official services.** Look for different lodging alternatives and tourism activities in the country's **National Registry of Tourism Service Providers** www.serviciosturisticos.sernatur.cl.
- » **At airports and bus terminals always use formal and official transportation services.** At **Arturo Merino Benitez International Airport (AMB)**, the authorized means of transportation can be booked at the Terminal T2 exit at authorized counters. They are located after baggage claim and at the terminal exit. Pay special attention to the recommendations announced over the airport loudspeakers.
- » To ensure the safety of your transportation, we recommend you download this official APP that allows you to know the cost of your trip on official and authorized cabs. <http://www.votchile.cl/>
- » Value added tax (VAT) in Chile is 19% and is included in the final price of each service or good purchased. Always ask for a receipt.
- » Find out about the weather conditions before your trip at www.meteochile.gob.cl.
- » If you plan to visit a **State Protected Wildlife Area (ASPE)**, such as a national park, national reserve, or natural monument, check the routes and entry conditions at <https://www.conaf.cl/>.
- » When visiting a **State Protected Wildlife Area (ASPE)**, prevention is key. Be aware of the rules and recommendations while ensuring self-care and planning your excursions <https://www.conaf.cl/parques-nacionales/visitanos/normas-y-recomendaciones/>.
- » Check the status of Chile's border crossings at www.pasosfronterizos.gov.cl
- » Check the immigration requirements for entry at <https://www.serviciosconsulares.cl/tramites/visas>
- » If you are traveling with minors, please check the entry requirements (this is in accordance with the authorizations that minors must carry if traveling with a parent or guardian) <https://www.serviciosconsulares.cl/>.
- » Check the health requirements for entry at <https://saludresponde.minsal.cl/medidas-fronteras-nacionales/>
- » Travel insurance is recommended.
- » In order to learn about the local rules of conduct, we recommend you become acquainted, before your trip, with the culture and traditions of the country.
- » Identify Travel Apps to explore and enjoy Chile and load maps offline on your phone. You will make the most of your stay and get to visit many tourist attractions.
- » Find out about payment methods and the exchange rate to the local currency at <https://www.bcentral.cl/inicio>. You'll find an official currency converter there.





ON YOUR TRIP

- » When withdrawing money from an ATM, type your password discreetly and keep your card where you can see it.
- » Leave your ID at your accommodation and carry a copy of your passport or ID card from your country on you.
- » Make sure you only carry the necessary items on you and in case you have any valuables, leave them at your accommodation (lockers, safety deposit boxes, and reception).
- » We recommend that you always move around tourist areas, as far as possible with someone and in lighted areas.
- » On your tours, we recommend that you keep your belongings with you and where you can see them.
- » If you travel by car, remember to always keep valuables in the trunk, so that they are not visible inside the vehicle.
- » If you take out a tour, make sure the tour guide provides safety instructions before starting.
- » If you visit a **State Protected Wildlife Area (ASPE)**, such as a national park, national reserve, or natural monument, you must always register at the entrance with the park ranger at the **National Forestry Corporation offices (CONAF)** <https://www.conaf.cl/parques-nacionales/>.
- » During your stay, find out about the public transportation network and its working hours at <https://www.red.cl/planifica-tu-viaje/>.
- » To use public transportation in Santiago you must buy and load money on a transportation card called **"BIP card"**. Minimum charge of CLP1,500 <https://tarjetabip.cl/cargaonline.php>
- » If you travel by public transportation, use formal means or trusted mobile applications, such as <https://www.metro.cl/> and <https://www.tarjetabip.cl/>.
- » Beaches suitable for bathing are marked with a green flag.
- » Be sure to keep your family or friends periodically updated on your location and itineraries.
- » During your stay, always behave in such a way that you take care of yourself so as to make responsible decisions.
- » In case of crimes of a different nature, report anonymously at www.denunciaseguro.cl or call ***4242**, 100% free of charge and anonymously on your cell phone.



IN CASE YOU ARE A VICTIM OF A CRIME OR HAVE AN EMERGENCY, ALWAYS REMAIN CALM AND GET IN TOUCH WITH:

- » **Carabineros de Chile** (Chilean police) by calling **133** or go to the nearest police station, which you can find in the search engine available at www.carabineros.cl.
- » If you are on the beach or on the coast, get in touch with the **Maritime Authority** at **137** or at www.137.cl
- » Get in touch with the **Chilean Investigative Police (PDI)** by calling **134** or at www.pdichile.cl.
- » If you are a national tourist, you can file your report through the Carabineros de Chile Virtual Police Station with your clave única at www.comisariavirtual.cl.
- » If you are a foreign tourist, go to the nearest **Carabineros de Chile Police Station** and file your report! It is very important that you do so. In addition, we suggest that you get in touch with your **Consulate** in Chile to file a complaint. The link is below.
- » Get in touch with and let the corresponding Consulate know your situation. You can check the contact details here **Red Consulados Extranjeros en Chile.** (https://www.chilevacontigo.gob.cl/chilevacontigo/site/edic/base/port/consulados_extranjeros_en_chile.html)
- » In case of crimes of a different nature, you can report them anonymously at www.denunciaseguro.cl.

Emergency	131 Medical Care	132 Accidents or fire	133 Crime victim	137 Maritime emergency (beaches and coastline)
	134 PDI Chilean Investigative Police			



FOREIGN CONSULATES NETWORK IN CHILE

WHAT TO DO IN EMERGENCIES OR DISASTERS?

- » Get more information on the website and social media from the **National Prevention and Response Service (SEN-APRED)** from the Ministry of the Interior and Public Security <http://senapred.cl/>
- » Keep in mind and keep up to date with the safety recommendations for emergencies or natural disasters on the website <http://senapred.cl/recomendaciones/> and on the Twitter App: @senapredchile.
- » If the place you are visiting is threatened by volcanic eruption, forest fire or tsunami, make sure you know and check www.visorchilepreparado.cl for the status of the situation, evacuation routes and safety points. Also check the **National Volcanic Surveillance Network** at <https://rnvv.sernageomin.cl/>